



MODEL: 6540
Ratchet Pruners

For more information visit

hoselink.com.au

or call

1300 900 617

Cultivating **Connections**

 youtube.com/hoselink



User Manual

MODEL: 6540
Ratchet Pruners

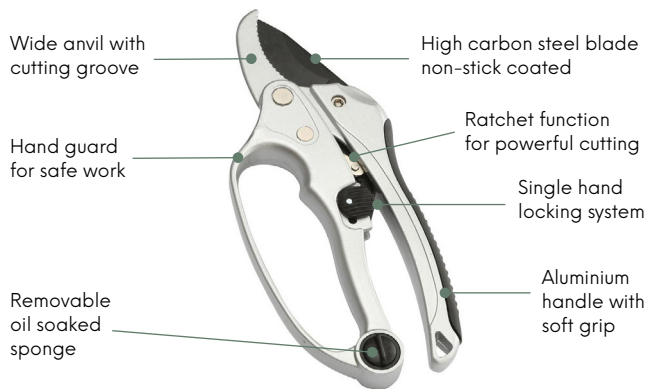
HOSELINK[®]

Kit Contents

1 x Ratchet Pruners

These anvil style Ratchet Pruners are best used when cutting thicker branches or when you do not have very strong hands. They have one sharp blade and one flat blade, like a blacksmith's anvil, that does not cut. As you squeeze the handles, the sharp blade comes down on the branch you wish to cut and the anvil holds the branch in place so that the cut can be made. The pruners stay in place with each push until you have cut all the way through.

Features



Directions for Use

Prune like a pro

Cut at 45.

Cut approximately 6mm above bud.

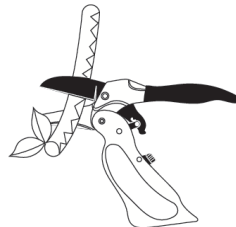


NOTE Ratchet Pruners are suitable for cutting limbs up to 19mm (or 3/4") thick.

Using the Ratchet Pruners

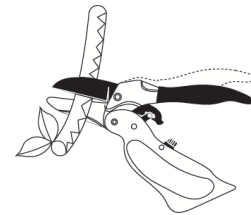
1 Position the branch

Slide the branch to be pruned firmly under the blade and close the shears without forcing them.



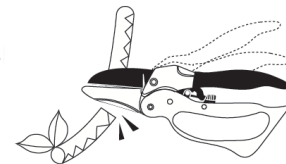
2 Open shears

Allow the shears to return to the open position so as to allow the pawl to engage with the next notch.



3 Repeat until complete

Repeat the operation until the branch is cut off.



Maintenance

We recommend you keep the blade and anvil clean and oil regularly. The pruners feature a handy oil well at the base of the handle to assist with this. Pruners are fully serviceable with replacement parts available on our website.